

Administrative Guide

Operations, Savings and Financial Services

For LCFS business
partners

Updated september 5, 2019

(This symbol ★ indicates changes)



TABLE OF CONTENTS

1. INTRODUCTION.....	5
2. THE PLANS.....	5
2.1 Minimum age for annuity contracts	5
2.2 Beneficiary designation	5
2.3 Locked-in registered annuity contracts	5
2.4 Non-registered annuity contracts for businesses.....	5
2.5 Immediate annuity	5
3. ADMINISTRATIVE RULES	6
3.1 Resident or non-resident eligibility (Not indicated by the SIN).....	6
3.2 Processing date.....	6
3.3 Effective date and missing information	6
3.4 Cancellation or reversal of a request	6
3.5 Following up on requests	7
3.6 Modifying an investment	7
3.6.1 GIC after the 21-day period (already renewed).....	7
3.6.2 Investment account.....	7
3.7 Death of the contractholder	8
3.7.1 Death Benefits department	8
3.7.2 Savings and Financial Services department	8
3.8 Divorce or breakdown of a conjugal relationship	8
3.9 Rates guarantee.....	8
4. HBP-RRSP LOAN	9
5. DISBURSEMENT UPON OPENING A RRIF OR LIF	9

- 6. TRANSACTIONS..... 10**
- 6.1 Plan Application/Instructions forms 10
- 6.2 Periodic payments..... 10
- 6.3 Cash deposits by cheque 11
- 6.4 Single payments 11
- 6.5 Transfers 11
 - 6.5.1 Internal savings and investments transfer 11
 - 6.5.2 Transfer from one investment account to another investment account and Transfer of the 10% penalty-free portion to the purchase fee series 12
 - 6.5.3 Internal transfer of a death benefit (deceased savings contractholder) 12
 - 6.5.4 Transfer of an RRSP loan..... 12
 - 6.5.5 Transfer from another institution..... 12
 - 6.5.6 Outgoing transfer 16
- 6.6 Withdrawals 16
 - 6.6.1 From Savings..... 16
- 6.7 Conversion to a registered RRIF, LIF or annuity 17
- 6.8 Changes to the client file – contact information and other changes 18
 - 6.8.1 Date of birth 18
 - 6.8.2 Social Insurance Number 18
 - 6.8.3 Beneficiary 18
 - 6.8.4 Bank information..... 18
 - 6.8.5 Change of address and telephone number outside Canada 18
 - 6.8.6 Disbursement from a RRIF or LIF 18
- 7. DOCUMENTS, SAVINGS STATEMENT AND TAX SLIPS..... 19**
- 7.1 Contract..... 19
- 7.2 Rider 19
- 7.3 Investment certificate 19
 - 7.3.1 At issue 19
 - 7.3.2 At renewal 19
 - 7.3.3 Inter-investment account transfer 19

- 7.4 Transaction confirmation 19
 - 7.4.1 Deposits 20
 - 7.4.2 Withdrawals 20
 - 7.4.3 Internal transfers 20
- 7.5 Savings statement 20
- 7.6 LIF statement 20
- 7.7 Annuity statements 21
- 7.8 Confirmation letter for minimum RRIF payment 21
- 7.9 Confirmation letter for term certain annuity payments 21
- 7.10 Tax receipts and slips 21
- SCHEDULE A – SIGNATURE REQUIRED AND SENDING DOCUMENTS 23**
- SCHEDULE B – SERVICE AND TRANSACTION FEES 25**
- SCHEDULE C – ACCEPTABLE CHEQUES ACCORDING TO PLAN AND SOURCE OF FUNDS 26**
- 8. OUR OFFICIAL SITES 27**
 - 8.1 Website 27
 - 8.2 Advisor Centre 27
 - 8.3 Client Centre 27
- 9. TO CONTACT US 27**
 - 9.1 Advisor support 27

1. INTRODUCTION

This guide is for advisors and their staff.

It aims to provide information on the administrative rules and procedures in order that documents submitted for transactions made by Operations, Savings and Financial Services for La Capitale Civil Service Insurer Inc. (the Insurer) are in compliance.

It highlights the details of annuity contracts and how they are processed.

This guide will also help standardize transactions by providing quality service consistent with sound business practices.

Subject to applicable legislation and contract terms and conditions, this guide may be amended at any time.

2. THE PLANS

2.1 Minimum age for annuity contracts

The minimum age for taking out an annuity contract is age 18, whether the plan is registered or non-registered. Contracts are not available for minors.

2.2 Beneficiary designation

Beneficiary designation is revocable unless specified otherwise. **In Quebec**, however, if the contractholder designates, as beneficiary, the person to whom he or she is married or civilly united, **this designation is considered irrevocable unless the contractholder indicates that he or she wishes for the designation to be revocable.**

A beneficiary designation can have significant consequences. To replace a beneficiary or make certain changes or transactions, it is **mandatory** to designate the beneficiary correctly, including the revocable or irrevocable designation.

2.3 Locked-in registered annuity contracts

Locked-in Retirement Account contracts (LIRA) or Locked-in Retirement Savings Plans (LRSP) and Life Income Funds (LIF) are available for all provinces.



However, Restricted Life Income Funds (RLIF) are not yet available.

2.4 Non-registered annuity contracts for businesses

Non-registered contracts are available for the following businesses:

- Not-for-profit organizations (retirement plans, associations, municipalities, condominium syndicates)
- Corporations
- Partnerships



The Insurer does not offer non-registered annuity contracts for trusts (testamentary and *inter vivos* trusts. An estate is considered a testamentary trust.)

2.5 Immediate annuity

The following features must be taken into account when issuing an immediate annuity:

- Minimum investment of \$15,000
- Guaranteed minimum period and non-modifiable
 - Term-certain annuity with minimum period of 2 years
 - Life annuity with minimum guarantee of 5 years
- Non-redeemable

3. ADMINISTRATIVE RULES



3.1 Resident or non-resident eligibility (Not indicated by the SIN).

When taking out a new plan with the insurer, the contractholder must be a resident of Canada and provide Canadian identity documents and reside in Canada.

Canadian residency status for tax purposes will determine the appropriate tax treatment for an individual based on income type.



Canadian residents will be taxed in Canada on their global sources of income and La Capitale will issue standard tax slips (T3, T5, etc.). Clients must obtain a valid SIN to allow La Capitale to produce the tax slips.

3.2 Processing date

Investment account deadlines

The transaction date for a purchase or withdrawal for an investment account is the business day on which the request is received at head office, provided that it is received before 4:00 p.m. ET, and it is completed in full, duly signed and submitted with any required amounts.

Any request that is received after 4:00 p.m. ET will be considered to have been received on the following business day. The Insurer reserves the right to change the transaction date without notice.

3.3 Effective date and missing information

- If information or documents required for conducting a transaction are missing, an email is sent to the advisor to inform him or her that the request cannot be processed.
- When all missing information and documents have been received, the effective date is the date that the file was complete, i.e. when all information and documents are received at head office.



If the request remains incomplete or non-compliant three months after the date the initial request was received, it will be cancelled without any further notice.

3.4 Cancellation or reversal of a request

- To reverse a request to contribute to an investment account, the advisor must send us a letter of indemnity mentioning that he or she will assume any related fees.
- Submit the cancellation request by email with the subject line: **URGENT – REQUEST CANCELLATION** to the following address: savingsinvestments@lacapitale.com.

3.5 Following up on requests

Consult the **Advisor Centre**, where you have access to the progress of a client's request:

- See if the request has been received and processed
- Follow up, if necessary

The screenshot shows the 'Espace conseiller' interface with a navigation bar containing 'Assurance', 'Épargne', 'Commissions', 'Outils', and 'Centre de documents'. The main content area is titled 'Recherche de contrats' and includes a sidebar with 'Épargne' and links for 'Recherche de contrats', 'Recherche de suivis', and 'Recherche des prix unitaires'. The main form has fields for 'No Client', 'Nom', 'Prénom', and 'Nom compagnie', along with a 'Rechercher' button. Numbered callouts 1 through 4 highlight the search process steps.

- 1 Press *Search follow-ups*
- 2 Enter the client number OR
- 3 Enter the full name OR the company name (if the contractholder is a company)
- 4 Press *Search*

3.6 Modifying an investment

3.6.1 *GIC after the 21-day period (already renewed)*

At maturity, GICs are automatically renewed, and the contractholder is notified. The contractholder has 21 days to let us know if he or she has new instructions.

After 21 days:

- A change requested by an advisor due to the advisor's error or omission: Attach an explanatory letter of indemnity. Any fees and penalties are assumed by the advisor.
- A change requested by the client: The client assumes any penalties.

3.6.2 *Investment account*

- A change requested by the advisor due to the advisor's error or omission: Attach an explanatory letter of indemnity. Any fees and penalties are assumed by the advisor.
- A change requested by the client: The client assumes any penalties.

3.7 Death of the contractholder

3.7.1 *Death Benefits department*

When the Insurer is informed of the contractholder's death by the liquidator or beneficiary, the Death Benefits department takes charge of the formalities.

A letter is sent to the estate liquidator concerning what documents need to be submitted:

- The Claimant's Declaration for the Savings department
- Proof of death (confirmation from the funeral home or Quebec register of civil status)
- Copy of the testamentary search result from the *Chambre des notaires du Québec* and the Quebec Bar (for Quebec only)
- A copy of the will and marriage or civil union contract (the most recent documents)



If the beneficiary is a minor, attach the following documents:

- Proof of birth
- Act of Tutorship (for Quebec only) or trust deed (for provinces other than Quebec)

If the deceased contractholder held a RRIF or LIF, the minimum disbursement amount is not withdrawn. Tax slips are produced taking this minimum amount into account.

3.7.2 *Savings and Financial Services department*

The beneficiary must inform La Capitale of his or her intentions regarding the inherited investments. In addition to the application or instructions form, the appropriate provincial forms must be attached.



Refer to the Locked-in Plans Guide.

3.8 Divorce or breakdown of a conjugal relationship

In addition to the Application/Instructions form, the appropriate provincial form must be attached.



Refer to the Locked-in Plans Guide.



In Quebec, if the transfer is from a TFSA following the breakdown of a conjugal relationship, please enter "TFSA" manually in the T2220 form in the "Plan" section, complete and have it signed by both parties.



The irrevocable beneficiary's signature is not required.

3.9 Rates guarantee

The interest rate that is posted at the time the contract is signed is guaranteed, provided that payment is received within the time limit. In the case of retirement annuities, there is a rate table rather than one single rate.

- The time limit is the period between signature of the contract and receipt of payment: The period must not exceed 12 days. If the funds are coming from another institution, the period must not exceed 60 days.
- If this condition is not met, the rate in effect on the date that payment is received will apply.

The guaranteed rate does not apply to the Equity Index GIC product. The rate and conditions will be those in effect upon receipt of the documents and according to issue date.

In the event that the rate used for the quote does not match that specified by the Insurer or any information used to determine the annuity is revealed to be false, the Insurer reserves the right to adjust the annuity to the rate specified or in accordance with the true information.

4. HBP-RRSP LOAN

This product is only offered in the province of Quebec.

The maximum amount that can be withdrawn from an RRSP under the Home Buyers' Plan (HBP) is \$25,000. The Insurer has set the maximum amount at \$24,500 for administrative purposes.

The following criteria and features apply:

- Attach an RRSP application form
- Attach a loan application
- Attach the T1036 Home Buyers' Plan (HBP) Request to Withdraw Funds from an RRSP form
- Submit a cheque for \$285 payable to La Capitale Civil Service Insurer Inc. to cover administrative fees
- The HBP-RRSP loan amount is deposited into a non-redeemable, 90-day RRSP-GIC account
- The interest rate is the same as that of the investment i.e. 4% for 90 days, (subject to adjustment by the Insurer at any time)
- When the HBP loan expires in 90 days, the investment is redeemed and used to reimburse the loan balance

For an HBP-RRSP loan of \$34,500:

- A receipt for \$34,500 is forwarded to the client
- Tax slips (Relevé 2 and T4RSP) in the amount of \$34,840.27 are sent (\$34,500 in capital + \$340.27 in interest)




Once the investment certificate is issued, transactions cannot be cancelled or reversed. If the contractholder ceases to meet the eligibility criteria for the HBP and wishes to cancel the transaction, he or she must check with the government to find out what tax measures apply.

5. DISBURSEMENT UPON OPENING A RRIF OR LIF

The minimum amount of funds that must be withdrawn during the year the account is opened is \$0. Therefore, if a client wishes to make a withdrawal when opening the account, the total withdrawal amount is considered as a "lump-sum payment" as defined in the Income Tax Act. The tax rate applies to the total amount.

6. TRANSACTIONS

6.1 Plan Application/Instructions forms

Application/Instructions	Documents required
Non-registered, RRSP, LIRA, RRIF, LIF ⇒	T097 Application/Instructions Form for non-registered plan, RSP, RIF, LIRA (QC), LIF, Annuity, Deferred Life Annuity, Deferred Life Annuity-LIRA (QC)
TFSA ⇒	T087 TFSA Application-Instructions form
Pan-Canadian LIRA/LIF ⇒	T053 Application/Instructions – Pan-Canadian Retirement Savings Plan/Pan-Canadian Retirement Income Fund
Non-registered – business ⇒	K116 Non-registered savings annuity for businesses Application/Instructions form in PDF
Contributory RRSP ⇒	M626 Application/Instructions Contributory Retirement Savings Plan
 Compliance profiles must always be submitted with application forms for Quebec residents only.	

6.2 Periodic payments




The payor may be different from the contractholder only in the case of contributing spouse RRSPs.

To start periodic payments	
Comments	- The date of the first withdrawal will be set in accordance with the billing calendar of Account Collection Services
Documents required	- Complete the Preauthorized Debit (PAD) Agreement section of the form for the pertinent plan (T087 or T097) - Mandatory contractholder and payor (if different from the contractholder) signatures, except if authorization was already obtained and the bank information is the same

To change periodic payments	
Comments	- Changes to the payment date, amount or frequency must be done 14 days before the PAD date
Documents required	- IND073E Change or Termination of the Preauthorized Debit (PAD) Agreement form

To terminate periodic payments	
Comments	- Terminating an existing PAD must be done three business days before the withdrawal date
Documents required	- IND073E Change or Termination of the Preauthorized Debit (PAD) Agreement form

6.3 Cash deposits by cheque

Comments	<ul style="list-style-type: none"> - Post-dated cheques are not accepted  A cheque from an employer is accepted for RRSPs only, provided that it is for vacation pay, a bonus or retroactive pay.
Documents required	<ul style="list-style-type: none"> - It must be a personalized cheque

6.4 Single payments



The payor may be different from the contractholder only in the case of contributing spouse RRSPs.

Comments	<ul style="list-style-type: none"> - It takes up to three business days to withdraw funds from the bank account after the date the request is processed - The withdrawal cannot be made from a business account or a third-party account (except for a spousal RRSP)
Documents required	<ul style="list-style-type: none"> - Complete the Preauthorized Debit (PAD) Agreement section of the form for the pertinent plan (T087 or T097) - Mandatory contractholder or payor (if different from the contractholder) signatures, except if authorization was already obtained for the PAD and the bank information is the same

6.5 Transfers

6.5.1 *Internal savings and investments transfer*


Transfer from one contract to another contract	
Comments	<ul style="list-style-type: none"> - Non-registered to TFSA - Non-registered to RRSP - TFSA to RRSP - TFSA to Non-registered
Documents required	<ul style="list-style-type: none"> - T087 TFSA Application-Instructions form OR - T097 Application/Instructions Form for non-registered plan, RSP, RIF, LIRA (QC), LIF, Annuity, Deferred Life Annuity, Deferred Life Annuity-LIRA (QC)

Transfer within the same contract	
Comments	N/A
Documents required	<ul style="list-style-type: none"> - K044 Inter-account Transfer form

6.5.2 Transfer from one investment account to another investment account and Transfer of the 10% penalty-free portion to the purchase fee series

Comments	- Allowed for the following plans: RRSP, TFSA, LIRA/LRSP, RRIF and LIF
Documents required	- K044 Inter-account Transfer form

6.5.3 Internal transfer of a death benefit (deceased savings contractholder)

Comments	<ul style="list-style-type: none"> - The beneficiary makes the request to have the deceased contractholder's funds paid to him or her - If the deceased contractholder also owned a RRIF or a LIF, and the minimum disbursement amount has not been withdrawn, the annuitant's estate receives the payment and the tax slips will be issued on the basis of the minimum amount
Documents required	<ul style="list-style-type: none"> - Forward to Savings and Financial Services: <ul style="list-style-type: none"> ⇒ An Application/Instructions form with the Source of Funds section duly completed. Check the "Transfer from another institution" box and enter the name of the institution: La Capitale "Death and the name of the deceased" (T053, T087 or T097) - Consult "Death of the contractholder" in the Administrative Rules section to obtain the list of documents to forward to the Death Benefits department <p> 3.7. Death of the contractholder</p>


6.5.4 Transfer of an RRSP loan

Comments	- Submit the loan request and supporting documents directly to a B2B Bank by the contribution deadline for the current year
Documents required	- T097 Application/Instructions Form for non-registered plan, RSP, RIF, LIRA (QC), LIF, Annuity, Deferred Life Annuity, Deferred Life Annuity-LIRA (QC)

6.5.5 Transfer from another institution



- Transfer forms (T2033, T2151 and others) are forwarded directly by advisors to the other institution or employer.
- Forms rejected by the other financial institution are sent by the Administration to advisors by email so they can do the necessary follow-up.
- Requests pending for four months for which funds have not been received are automatically cancelled without notice.

Funds from another institution	
Comments	N/A
Documents required	<ul style="list-style-type: none"> - T2033 form OR - Authorization for the transfer of non-registered funds <p> If the transfer is from a LIRA/LRSP or a LIF, you must complete all of Section C – Recipient and indicate the legal jurisdiction (federal, Quebec, Ontario, etc.) The content of this section is in compliance with the Transfer of Locked-in Funds Agreement.</p>

Funds from the employer	
Comments	N/A
Documents required	<ul style="list-style-type: none"> - T2151 form - IND090E Transfer of Locked-in Funds Agreement form and in Section 3 Recipient, indicate the legal jurisdiction (federal, Quebec, Ontario, etc.)

Funds from an employer – Retiring allowance (including unused sick leave)																
Comments	- Amounts transferred to a registered plan															
Documents required	<p>In the Source of Funds section of T097</p> <p>1 <input type="checkbox"/> Transfer from another financial institution or employer (Attach the appropriate form with a copy of the statement)</p> <table border="1" style="width: 100%; border-collapse: collapse;"> <thead> <tr style="background-color: #d9ead3;"> <th style="width: 20%;">Amount</th> <th style="width: 20%;">Maturity date of investment (YYYY/MM/DD)</th> <th style="width: 60%;">Name of financial institution or employer</th> </tr> </thead> <tbody> <tr> <td>\$</td> <td></td> <td style="text-align: center;">2</td> </tr> <tr> <td>\$</td> <td></td> <td></td> </tr> <tr> <td>\$</td> <td></td> <td></td> </tr> <tr> <td>\$</td> <td></td> <td></td> </tr> </tbody> </table>	Amount	Maturity date of investment (YYYY/MM/DD)	Name of financial institution or employer	\$		2	\$			\$			\$		
Amount	Maturity date of investment (YYYY/MM/DD)	Name of financial institution or employer														
\$		2														
\$																
\$																
\$																


1 Check the *Transfer from another financial institution or employer* box

2 In the Name of financial institution or employer field, enter :
Retiring allowance

Funds from an employer following a death																
Comments	N/A															
Documents required	<ul style="list-style-type: none"> - Refer to the Locked-in Plans Guide - T2151 form <p>In forms T053, T087 or T097, in the Source of Funds section</p> <p>1 <input type="checkbox"/> Transfer from another financial institution or employer (Attach the appropriate form with a copy of the statement)</p> <table border="1" style="width: 100%; border-collapse: collapse;"> <thead> <tr style="background-color: #d9ead3;"> <th style="width: 20%;">Amount</th> <th style="width: 20%;">Maturity date of investment (YYYY/MM/DD)</th> <th style="width: 60%;">Name of financial institution or employer</th> </tr> </thead> <tbody> <tr> <td>\$</td> <td></td> <td style="text-align: center;">2</td> </tr> <tr> <td>\$</td> <td></td> <td></td> </tr> <tr> <td>\$</td> <td></td> <td></td> </tr> <tr> <td>\$</td> <td></td> <td></td> </tr> </tbody> </table>	Amount	Maturity date of investment (YYYY/MM/DD)	Name of financial institution or employer	\$		2	\$			\$			\$		
Amount	Maturity date of investment (YYYY/MM/DD)	Name of financial institution or employer														
\$		2														
\$																
\$																
\$																

- 1** Check the *Transfer from another institution or an employer* box
- 2** In the *Name of financial institution or employer* field, enter:
Death with the name of the deceased

Funds from another institution following a death	
Comments	N/A
Documents required	<ul style="list-style-type: none"> - Refer to the Locked-in Plans Guide - T2033 form <p> If the transfer is from a LIRA/LRSP or a LIF, you must complete all of Section C – Recipient and indicate the legal jurisdiction (federal, Quebec, Ontario, etc.) The content of this section is in compliance with the Transfer of Locked-in Funds Agreement.</p>

Funds from another institution following separation	
Comments	- RRSP, LIRA, RRIF and LIF
Documents required	- Refer to the Locked-in Plans Guide AND - IND089E Change of information regarding contributing spouse or common-law spouse form  Consult "Divorce or breakdown of a conjugal relationship" in the Administrative Rules section to obtain the list of documents to attach to the request

Funds from a DLA	
Comments	- Submit the request to Life Insurance
Documents required	- T097 Application/Instructions Form for non-registered plan, RSP, RIF, LIRA (QC), LIF, Annuity, Deferred Life Annuity, Deferred Life Annuity-LIRA (QC) - The Life sector's T2033 form

Funds from life insurance (non-registered)	
Comments	- Submit the request to Life Insurance
Documents required	- T027 Transfer request form – La Capitale Financial Security Insurance Company to La Capitale Civil Service Insurer Inc.

6.5.6 **Outgoing transfer**

A seven-day conservation period is allocated before carrying out the transfer on the maturity date or after the processing date

Notification of advisor:

- Advisors are notified by notebook that an outgoing transfer request is in progress.
- If no specific instructions are received from the advisor within seven days, the transfer is carried out as requested.

Request processed:

- When the transfer request is received a maximum of 21 days after the investment maturity date, the request is processed on the maturity date.

Request denied:

- When the transfer request is received more than 30 days before the investment maturity date, the request is denied and a notice is sent to the financial institution.
- Transfer forms signed by the contractholder more than 6 months earlier are denied and a notice is sent to the financial institution.


6.6 **Withdrawals**

6.6.1 **From Savings**

Comments	When funds are withdrawn from an investment account, they are deposited in the client's bank account within three business days following the date that the unit value is known.
Documents required	- IND136E Request for Cash Withdrawal form

6.7 Conversion to a registered RRIF, LIF or annuity

Registered plans at the latest by December 31 of the year in which the contractholder turns age 71	
Comments	<ul style="list-style-type: none"> - Conversion of an RRSP to a RRIF - Conversion of a Quebec LIRA to a Quebec LIF - Conversion of a pan-Canadian LIRA to a pan-Canadian LIF <p>In February of the year in question, a letter is sent to clients informing them of the conversion.</p> <p>Various reminders are sent to the advisor.</p>
Documents required	<ul style="list-style-type: none"> - T053 Application/Instructions Pan-Canadian Retirement Savings Plan/Pan-Canadian Retirement Income Fund OR - T097 Application/Instructions Form for non-registered plan, RSP, RIF, LIRA (QC), LIF, Annuity, Deferred Life Annuity, Deferred Life Annuity-LIRA (QC) - Personalized cheque specimen - Compliance profile for Quebec resident clients only

Registered plans at the latest by December 31 of the year in which the contractholder turns age 71	
Comments	<ul style="list-style-type: none"> - Conversion of an RRSP to an annuity - Conversion of a Quebec LIRA to an annuity - Conversion of a pan-Canadian LIRA/LRSP to an annuity <p>In February of the year in question, a letter is sent to clients informing them of the conversion.</p> <p>Various reminders are sent to the advisor.</p>
Documents required	<ul style="list-style-type: none"> - T053 Application/Instructions – Pan-Canadian Retirement Savings Plan/Pan-Canadian Retirement Income Fund OR - T097 Application/Instructions Form for non-registered plan, RSP, RIF, LIRA (QC), LIF, Annuity, Deferred Life Annuity, Deferred Life Annuity-LIRA (QC) - Personalized cheque specimen <p> If the funds come from a locked-in plan and the contractholder wishes to take out a joint and survivor annuity of less than 60%, attach a duly completed and signed copy of the “Spousal waiver of joint and survivor pension” form.</p>

6.8 Changes to the client file – contact information and other changes

6.8.1 *Date of birth*

- Forward a copy of one of the following documents to head office:
- Driver's licence
- Health insurance card
- Passport

6.8.2 *Social Insurance Number*

- Forward proof of the Social Insurance Number to head office.

6.8.3 *Beneficiary*

- Complete the IND048E Change of Beneficiary form and have it signed. Then, forward it to head office.

6.8.4 *Bank information*

- Complete the IND073E Change or termination PDA, the Change of Bank Information section and have it signed. Then, forward it to head office.

6.8.5 *Change of address and telephone number outside Canada*

- Complete the IND047E Change of Mailing Address and Email Address form and have it signed.
- When the client's new address or telephone number is outside Canada, you **must** complete the IND040E Verification of Tax Classification (FATCA AND CRS) form and have it signed if the client has a non-registered plan.

6.8.6 *Disbursement from a RRIF or LIF*

- Ten days' notification before the scheduled disbursement date is required to make a change.

7. DOCUMENTS, SAVINGS STATEMENT AND TAX SLIPS

All documents are sent to clients according to the *Insurer's preferred format*.

7.1 Contract

A contract is issued when a new plan is set up.

For pan-Canadian plans, a federally regulated framework contract is issued.

For Quebec LIRAs and LIFs, only the contract is issued.

7.2 Rider

For locked-in plans

For plans under jurisdictions outside Quebec, a rider is included with the pan-Canadian contract. It stipulates the tax and legal specificities for each jurisdiction.

For an immediate annuity

When an immediate annuity is issued, a rider is issued which stipulates the annuity disbursement terms.

7.3 Investment certificate

A certificate is issued for all GICs, Equity Index GICs and investment accounts.

7.3.1 *At issue*

A certificate is issued for all new products and new deposits, including investment accounts.

7.3.2 *At renewal*

Unless otherwise noted, the client has 21 days from the investment maturity date to make changes free of charge. After this time has elapsed, changes can no longer be made. However, if the investment is redeemable, it can be amended, but certain fees and penalties may apply.

With compound interest GICs, the investment amount plus the interest is renewed.

For simple interest GICs, the *investment amount* is renewed only, except for terms less than one year.

7.3.3 *Inter-investment account transfer*

- An investment certificate shows all transactions.

7.4 Transaction confirmation

The transaction confirmation is issued to confirm transactions in the Cash Account for amounts of \$10 or more and to detail the fees and penalties applying to withdrawals.

Three transaction types are covered by a transaction confirmation:

- Deposits
- Withdrawals
- Internal transfers

7.4.1 Deposits

- All cash deposits
- With the first periodic deposit

7.4.2 Withdrawals

- All cash withdrawals
- RRIF and LIF disbursements

7.4.3 Internal transfers

- There is no transaction confirmation for transfers to or from the Cash Account.
- For all other accounts, there is a transaction confirmation for the accounts from which the funds come.
- An investment certificate will be issued for the new GIC, Equity Index GIC or investment account.

7.5 Savings statement

An annual statement of savings is issued on December 31. There is only one statement, which displays the CCSI and CIFS portfolios separately. The full chart of the client's portfolio (*) and its development are shown.

(*) *Clients who hold LIFs, the LifeAnew Deferred Life Annuity or a La Capitale Stow & Grow Account receive a separate statement for each of these products.*

The following sections are included:

- Your portfolio
- Summary of your portfolio
- Details of your investments
- Details of your transactions

Clients registered with the *Client Centre* can also consult the electronic statement issued on June 30, while their advisors can do the same through the Advisor Centre.

7.6 LIF statement

A LIF statement is issued on December 31. It provides a complete snapshot of the developments in the client's portfolio.

There may be a discrepancy between the LIF balance in the statement and the one appearing in the annual savings statement.

This difference is due to the fact that the market value of the portfolio is calculated on a different date for each statement. The value on the savings statement was calculated based on the index or unit value as at December 31, while the value on the LIF statement was calculated based on the index or unit value available on the date preceding the last business day that the Insurer was open at the end of the year. However, this discrepancy has no real impact.

The following general information is included:

- Beginning and end of year balance
- Investment income
- Amounts transferred to other retirement savings vehicles
- Withdrawals
- Fees and penalties

The following specific information is included:

- Minimum income
- Maximum income
- Temporary income, if applicable

7.7 Annuity statements

There is no annual statement for annuities.

7.8 Confirmation letter for minimum RRIF payment

A confirmation letter for the minimum RRIF payment is sent directly to the client in January.

To make changes to the payment, the client must contact customer service.

7.9 Confirmation letter for term certain annuity payments

A letter is sent to the client confirming the date the last annuity payment will be made.

7.10 Tax receipts and slips

A receipt is issued only for RRSP contributions and for each plan. Clients with a contributing contractholder RRSP, a contributing spouse RRSP and a contributory RRSP will receive three receipts if they contributed to each plan in a given period.

The slips are issued when withdrawals from registered plans are made, and for interest income in the non-registered plans. One slip is issued per plan.

There is no slip issued for a Tax-Free Savings Account (TFSA). However, an electronic file is sent to the CRA to confirm deposit and withdrawal transactions in the TFSA.

The employer's contribution to a Contributory RRSP is a taxable benefit. The employer will not deduct taxes on this taxable benefit unless the employee has completed the appropriate form. However, the employer must also declare this benefit on T4 slips and Relevé 1 forms.

Two receipts are issued for RRSP contributions – one for the employee and one for the employer.

Lastly, even if Contributory RRSP receipts are issued separately from personal RRSPs, the employee must declare the total amount on income tax returns.

Tax receipts

- Period covering the first 60 days of the year ⇒ Sent at the beginning of March
- Period following the first 60 days of the year ⇒ Sent at the beginning of January
until December 31 of the current year

Other tax receipts are also sent for contractholders who made contributions through payroll deductions or preauthorized debits in the first 60 days of the year.

Details of different tax slips issued

Plans	Explanations	Type of slip	
		Provincial	Federal
Canadian residents			
Non-registered	Amount of interest paid for sums above \$50	Relevé 3	T5
Retirement pension (non-registered)	Portion of interest paid on periodic payments	Relevé 3	T5
RRSP (contributing contractholder and contributing spouse) and LIRA/LRSP	Withdrawals	Relevé 2	T4RSP
Retirement pension (registered)	Withdrawals	Relevé 2	T4RSP
RRIF and LIF	Withdrawals	Relevé 2	T4RIF
Non-resident Canadians			
Non-registered	Amount of interest paid for sums above \$50	N/A	NR4
RRSP (contributing contractholder and contributing spouse), Contributory RRSP, LIRA/LRSP, RRIF and LIF	Withdrawals	N/A	NR4

The tax slips are sent at the end of February and cover the period from January 1 to December 31 of the current year. Electronic files are sent to the CRA by February 28 at the latest.

SCHEDULE A

SCHEDULE A – SIGNATURE REQUIRED AND SENDING DOCUMENTS

Signature required: C = Contractholder or payor B = Irrevocable beneficiary

Transactions or modifications	Signature required	Original copy required	Document submitted by fax/ email (client or advisor)	Client call to customer service at head office
APPLICATION/INSTRUCTIONS				
Application	C	X	N/A	N/A
Compliance profile	C		For the province of Quebec only	N/A
Spousal waiver of joint and survivor pension	Spousal		X	
Cancellation of spousal waiver of joint and survivor pension	Spousal		X	
Schedules (LIF declarations)	C		X	
Verification of identity	C		X	
Verification of tax classification (FATCA and CRS)	C		X	
Periodic deposit GIC agreement	C		X	
Changes at maturity	C (if investment account is product) C (if investment is before maturity)		X	
Term extension	P		X	
PREAUTHORIZED DEBIT (PAD) AGREEMENT				
Start a PAD	C (contractholder or payor)		X	
Change the date, amount or frequency	C (contractholder or payor)		X	
Terminate a PAD	C (contractholder or payor)		An email from the advisor is acceptable	
Terminate deductions for an Immediate Tax Savings RRSP	C (contractholder)		X	
Single payment	Not required (if the PAD was already signed and it's the same bank account)		(If signature) X	
Payroll Deduction Authorization (at source deductions)	C		X	
WITHDRAWAL				
Cash Account	C B (if applicable)		X	X
GIC	C B (if applicable)		X	YES at any time
Equity Index GIC (EI GIC)	C B (if applicable)			YES, only if matured
Investment account	P B (if applicable)		X	NO (always)
Lump sum from a RRIF	C B (if applicable)			

Transactions or modifications	Signature required	Original copy	Fax/ email (client or advisor)	Client call to customer service at head office
INTER-INVESTMENT ACCOUNT TRANSFER				
Inter-investment account transfer	C		X	NO
10% penalty-free transfers	C		X	NO
TRANSFER				
Internal transfer within the same contract AND Internal transfer between contracts	C	X		YES at any time for GICs YES for EI GICs, only if matured NO for investment accounts at any time
Transfer other institution T2033, T2151, T2220	C		X	NO
Authorization to transfer non-registered funds	C		X	NO
Authorization to transfer bonus, vacation and retroactive funds	C		X	NO
Agreement to transfer locked-in funds	C (attach T2151)		X	NO
Change of information regarding contributing spouse or common-law spouse to an RRSP/RRIF on the breakdown of a conjugal relationship	C (attach T2220)		X	NO
Transfers of investment before maturity	C		X	NO
CHANGES/AMENDMENTS/OTHER				
Change of address	Not mandatory		x	YES
Change of beneficiary	C		x	NO
Change of bank information	C		x	NO
Change of SIN, date of birth	Proof required		x	NO
Any amendment to a RRIF or LIF disbursement (excluding withdrawal of a lump sum from a RRIF)	C			

SCHEDULE B

SCHEDULE B – SERVICE AND TRANSACTION FEES

Service charges		
Description	Details	Fees
Copies	Savings statement (if issued 30 days after mailing the first statement)	\$10
	<ul style="list-style-type: none"> ▪ Tax receipt ▪ GIC ▪ Contract ▪ Tax slips 	None
Written confirmations	<ul style="list-style-type: none"> ▪ Any detailed search ▪ Rapid microfiche search 	\$25/hour, minimum 1 hour \$10
Miscellaneous	Photocopy of deposited cheque (fees are reimbursed if endorsement was fraudulent)	\$20

Transaction fees		
Description	Details	Fees
Withdrawals (Cash and GIC only)	<p>One free cash withdrawal per year from daily interest accounts only</p> <ul style="list-style-type: none"> ▪ RRIF and LIF disbursements are not considered cash withdrawals. There are no fees for disbursements. ▪ Some fees and penalties may apply. 	\$15
Back-end load (transfer to another institution)	RRSPs, RRIFs and TFSAs	\$65
	LIRAs and LIFs	\$50
Closure fees	RRSPs, RRIFs and TFSAs	\$25
Miscellaneous	NSF cheque	None



SCHEDULE C

SCHEDULE C – ACCEPTABLE CHEQUES ACCORDING TO PLAN AND SOURCE OF FUNDS

CONTRIBUTOR	RRSP	TFSA	NON-REGISTERED ANNUITY
Contractholder	YES	YES	YES
Spousal RRSP	YES	N/A	N/A
Relations <ul style="list-style-type: none">Parent of a minor childParent of an adult child	NO	NO	NO
Employer <ul style="list-style-type: none">Retiring allowanceBonus, vacation pay	YES	NO	NO
Sole proprietorship (E.G. Sylvie's Hairdressing)	NO	NO	YES

8. OUR OFFICIAL SITES

8.1 Website

Advisors can consult our website at: <http://www.lacapitale.com/>

Information on savings products and interest rates can be found there.

8.2 Advisor Centre

<https://advisorcentre.lacapitale.com>

This extranet is available for advisors to allow them to access file follow-ups, client portfolios, **commission statements** and the document centre.

New advisors will receive an activation email. The advisor must then enter his or her email address and confirm a password which complies with the *Activation of your account* criteria that appears on screen.

The advisor has access to the following client information:

- Client contact information (address)
- Beneficiary designated in the contract
- Account balances
- Statements on June 30 and December 31
- Confirmations of Cash transactions
- Pending requests
- Information on periodic deposits
- Transactions in the current year

He or she may also:

- Order copies of tax slips
- Use the calculator for redemption fees

8.3 Client Centre

<http://www.lacapitale.com/>

By registering in the Client Centre, clients always have access to:

- Their account balances
- Savings statements on June 30 and December 31
- Transaction confirmations



Copies of contracts and certificates are not available in the Client Centre.

9. TO CONTACT US

9.1 Advisor support

Administrative support for business partners

Tel: 1 888 392-2583

Fax: 1 866 573-6604

Email: brokerage.support@lacapitale.com

Business hours: 8:30 a.m. to 5 p.m.

Address: 625 Jacques-Parizeau St, Quebec QC G1R 2G5